


NEW RENAULT TRAFIC



1st December 2021

the van designed around you

New Renault Trafic has been redesigned to bring maximum efficiency and personalisation to your journey. With the choice from 2 lengths, 2 roof heights and panel van or crew van versions, the New Trafic range allows for customisation to find the right van for your day-to-day needs. The redesign of New Trafic has optimised storage space and comfort throughout the cabin, enhancing the mobile office and connectivity features, making every journey with New Trafic more enjoyable and efficient.



**10 new
advanced
driver
assistance
systems**

**up to 4.15m
load length**



**up to 8.9m³
load volume**

**up to 1166kg
payload**

**up to 2.5t
towing
capacity**

**84 litres of
cabin storage**



**elegant functionality
on the road**



Dynamic and elegant, the exterior design of the New Renault Trafic is above all functional. The new C-shaped LED headlights and 30% larger electric-folding door mirrors bring a stylish look to the front of New Trafic, while also providing greater visibility. The ergonomic load area allows you to maximise storage and makes it more convenient than ever to transfer cargo. Emphasising the elegance of New Trafic, the 17" alloy wheels make a statement on the road and reflect the attention brought to even the smallest of details.



1. up to 4.15m of load length thanks to the load-through bulkhead located underneath the passenger seat
2. up to 8.9m³ of load volume
3. the load area includes up to 18 anchorage points and 2 LED lights



optimised load area



3

With its class-leading load length of 4.15m* using the load-through bulkhead under the passenger seat, and its capacity of towing up to 2.5 tonnes, nothing can stop the New Renault Trafic. The ergonomically designed load area offers of up to 8.9m³ of volume, along with two LED lights as well as the 18 anchorage points* to maximise convenience.

*in L2 version.



1

1. Mobile office: middle passenger seat folds down to present laptop and clipboard storage. Cabin also offers 84 litres of storage including 3 litre glovebox
2. wireless smartphone charger
3. smartphone integration via AndroidAuto™ or Apple CarPlay™
4. mobile office: middle passenger seat folds down to present laptop and clipboard storage



2

premium and spacious cabin



3

The completely redesigned interior on New Trafic brings some of the best features of the Renault Car range to the cabin, delivering a highly premium feel. A brand-new dashboard with chrome inserts and the 4.2" colour display on the instrument panel bring a true feel of quality to New Trafic, along with the 84 litres of convenient storage solutions. Enjoy your journey from start to finish with the new 8" EASY LINK multimedia system and stay connected through the smartphone integration brought by Android Auto or Apple CarPlay, all while charging your device on the new wireless smartphone charger.

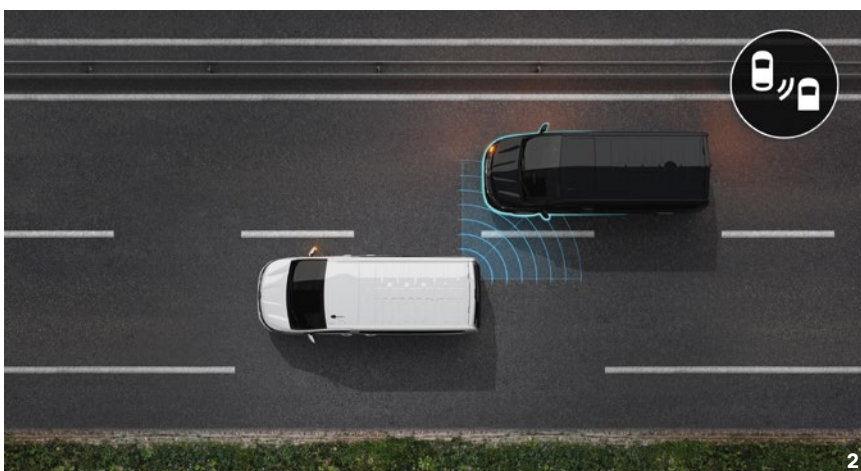
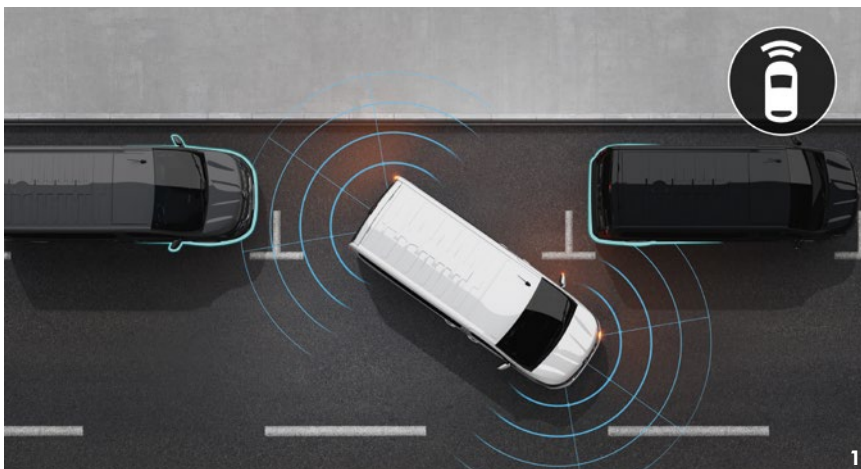
*depending on versions.

Android Auto™ is a trademark of Google Inc. Apple CarPlay™ is a trademark of Apple Inc. Dashboard compartment covers are not available on right-hand drive vehicles.



Item	Qty	Unit Price	Total Price	Notes
1000	100	10.00	1000.00	1000
2000	200	20.00	4000.00	2000
3000	300	30.00	9000.00	3000
4000	400	40.00	16000.00	4000
5000	500	50.00	25000.00	5000
6000	600	60.00	36000.00	6000
7000	700	70.00	49000.00	7000
8000	800	80.00	64000.00	8000
9000	900	90.00	81000.00	9000
10000	1000	100.00	100000.00	10000





driving made simple

Drive with complete peace of mind, New Traffic will make your journeys safer. A range of advanced driver assistance systems⁽¹⁾ and safety devices allow you to travel with confidence.



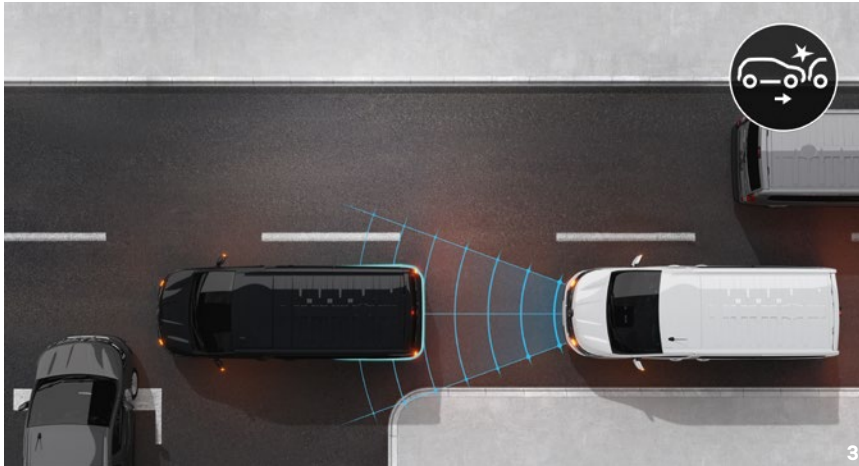
1. The 360° parking sensors

Front, rear and side sensors warn you of objects using an audible and visual signal. You no longer need to worry about damaging your bodywork (Optional).

2. Blind Spot Warning

This system warns the driver of vehicles in their blind spot and helps avoid collisions when manoeuvring. The driver is alerted by an LED light being activated in the corresponding door mirror (Optional).

(1) It is your responsibility to stay alert, drive safely and be in control of the vehicle at all times. Driver assist features have speed and other limitations and should not be relied on. For more information, please refer to the owner's manual or contact your local dealer.



an ever safer road

3. Active Emergency Braking System

This system is able to detect both moving and stationary vehicles. The driver is warned via a visual and audible alert, if the driver doesn't brake or doesn't brake hard enough the system supports with braking (Standard from Sport).

4. Adaptive Cruise Control

This allows you to maintain a safe distance from the vehicle in front. The system applies the brakes when this distance is too short and then accelerates once the road is clear again (Optional).

5. Lane Departure Warning

This system alerts the driver if they cross the central reservation line involuntarily (Standard from Sport+).

colours



Cumulus Blue^{(1) (3)}



Urban Grey⁽¹⁾



Glacier White⁽¹⁾



Magma Red^{(1) (3)}



Highland Grey⁽²⁾



Slate Grey⁽²⁾



Black⁽²⁾



Carmin Red⁽²⁾

	Glacier White 369	Magma Red NNS	Urban Grey KPW	Cumulus Blue RQU	Black D68	Highland Grey KQA	Slate Grey KNA	Carmin Red NPF
Business	■	■	■	■	o	o	o	o
Business+	■	■	■	■	o	o	o	o
Sport	■	■	■	■	o	o	o	o
Sport+	■	■	■	■	■	■	■	■


■: standard. o: optional.

(1) solid paint. (2) metallic paint. (3) not available with body coloured front bumper, door rail, rear tail light column and chrome grille. colours shown may vary in real life.

upholstery



'Kompo' upholstery



'Java' upholstery

	Panel vans / Crew vans			
	Business	Business+	Sport	Sport+
'Kompo' upholstery	■	■	-	-
'Java' upholstery	-	-	■	■

■: standard. o: optional.

wheels



16" 'Siras' wheel trim



17" 'Avens' alloy wheels



17" 'Avens' diamond cut alloy wheels

	Panel vans / Crew vans			
	Business	Business+	Sport	Sport+
16" 'Siras' with large wheel stylers	■	■	-	-
17" 'Avens' alloy wheels	-	-	■	-
17" 'Avens' diamond cut alloy wheels	-	-	-	■

■: standard. o: optional.

tyres

Type of tyres	Summer				All-weather
Tyre/wheel size	215/65 R16	205/65 R16	205/65 R16	215/60 R17	215/65 R16
Make	Goodyear EfficientGrip Cargo	Goodyear EfficientGrip Cargo	Bridgestone Duravis R660	Goodyear EfficientGrip Cargo	Continental VanContact 4Season
Fuel efficiency class	B	B	B	B	C
Wet grip class	A	A	A	A	A
Exterior noise (dB)	70 dBA AT 50 mph 63.9 dBA AT 30 mph	69 dBA AT 50 mph 61.9 dBA AT 30 mph	72 dBA AT 50 mph 67 dBA AT 30 mph	69 dBA AT 50 mph 62.7 dBA AT 30 mph	73 dBA AT 50 mph 67.1 dBA AT 30 mph

standard features

Business



image shown is left-hand drive.



16" 'Siras' wheels



Kompo



technology

- DAB radio with Bluetooth connectivity, USB socket and AUX input
- 3.5" monochrome TFT driver information display
- key - 3 button folding with selective opening
- 12v power socket (front)
- 12v power socket in load area
- 6 speed gearbox with gear shift indicator
- ECO mode button

interior

- driver's seat with armrest - height adjustable, lumbar adjustment
- 'Kompo' upholstery
- electric front windows - driver's side 'one touch' descending
- interior cabin lighting
- steering wheel - reach and rake adjustment
- dashboard with geometric grain
- front passenger bench seat
- closed glove box

exterior

- full LED headlights with C-shaped DRL
- 16" steel wheel trims
- door mirrors - heated with electric adjustment and external temperature sensor
- left side loading door - unglazed
- rear doors - unglazed, 180°
- 80-litre fuel tank
- 20-litre AdBlue tank
- spare wheel with anti-theft spare wheel holder
- roof bar fixings

safety and security

- cruise control and speed limiter
- ESC (Electronic Stability Control) with Hill Start Assist and Grip Xtend
- anchorage points : 16 for Short wheel base (SWB) and 18 for Long wheel Base (LWB) weight allowed per anchorage ring: approximately 500kg
- airbag - driver
- full steel bulkhead
- seatbelt reminder - driver and passenger

- seatbelts - 3 point height-adjustable seatbelts with pretensioners and load limiters
- deadlocking
- ABS with EBD (Electronic Brake force Distribution)
- remote central locking
- electronic immobiliser
- 4 disc brakes

crew van adds:

- 2nd row of 3 passenger bench seat
- glazed bulkhead
- left and right side loading doors - glazed
- front passenger bench seat with underseat storage
- interior side panels up to windows

standard features

Business+ (in addition to Business)



image shown is left-hand drive.



16" 'Siras' wheels



Kompo



technology

- EASY LINK display with 8" touchscreen, DAB radio, Bluetooth and USB ports
- smartphone integration with Android Auto™ and Apple CarPlay™

interior

- manual air conditioning with pollen filter
- mobile office (fold down middle passenger seat, with detachable A4 clipboard and laptop storage - not available on Crew Vans)
- passenger bench seat with underseat storage

exterior

- body coloured door rail and rear tail light column with chrome grille

safety and security

- full steel bulkhead with load-through facility (not available on Crew Vans)
- wide view mirror (blind spot mirror in passenger sunvisor)
- rear parking sensors

standard features

Sport (in addition to Business+)



image shown is left-hand drive. dashboard storage is open on right-hand drive.



17" 'Avens' alloy wheels



Java



technology

- EASY LINK navigation with 8" touchscreen, DAB radio, Bluetooth and USB ports
- smartphone integration with Android Auto™ and Apple CarPlay™
- connected navigation services - 3 years included: Google search for places of interest, live traffic info and weather
- automatic headlights and rain sensitive front wipers
- 4.2" colour TFT driver information display

interior

- premium dashboard with horizontal grain and chrome styling
- premium faux leather steering wheel
- 'Java' upholstery
- interior LED cabin lighting

exterior

- 17" alloy wheels
- body coloured front bumper and door mirrors
- door mirrors - electric folding

safety and security

- 'Active Emergency Braking System'
- 'Driver Attention Alert'
- front fog lights

crew van adds:

- 2nd row of 3 passenger seats:
- individual seats with adjustable headrests, ISOFIX (left & right seat), 2 armrests and underseat storage
- left and right side loading doors - glazed with opening windows

standard features

Sport+ (in addition to Sport)



image shown is left-hand drive. dashboard storage is open on right-hand drive.



17" 'Avens' diamond cut alloy wheels



Java



technology

- keyless entry

interior

- climate control

exterior

- metallic paint
- 17" alloy wheels with black inserts
- body coloured side mouldings

safety and security

- rear parking camera
- 'Lane Departure Warning'
- 'Traffic Sign Recognition'

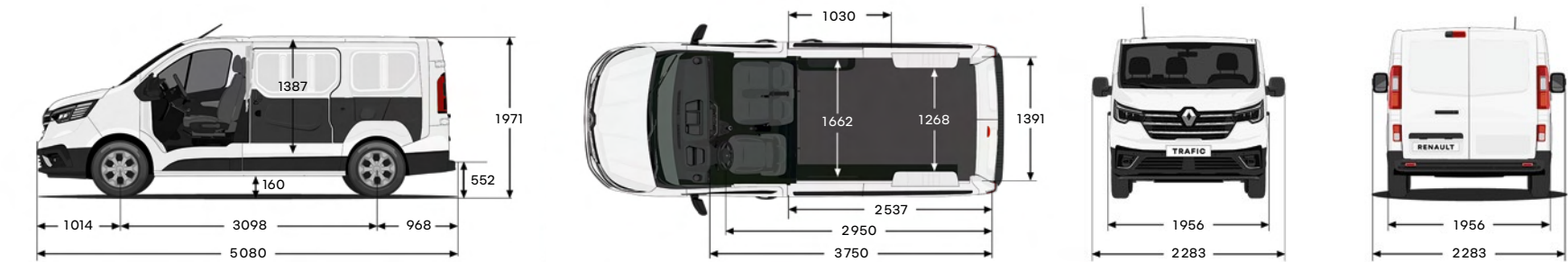
technical specifications

	Blue dCi 130	Blue dCi 150	Blue dCi 150 EDC6	Blue dCi 170	Blue dCi 170 EDC6
Engine capacity/number of cylinders/valves	1997/4/16	1997/4/16	1997/4/16	1997/4/16	1997/4/16
Max. power kW ECC (hp) at rpm	96 (130) at 3 500	110 (150) at 3 500	110 (150) at 3 500	125 (170) at 3 500	125 (170) at 3 500
Max. torque Nm ECC at rpm	320 at 1500	350 at 1500	350 at 1500	380 at 1500	380 at 1500
Type of injection	common rail direct injection (2500 bar)				
Fuel and tank volume (L)	diesel - 80				
Adblue® fuel tank volume ⁽¹⁾ (L)	24.7				
Emission control standard	Euro 6 d-full				
Gearbox type	manual gearbox	manual gearbox	automatic gearbox dual clutch	manual gearbox	automatic gearbox dual clutch
Number of gears	6				
Maintenance interval	up to 40,000KM/2 years ⁽²⁾				
Performance					
Top speed (kmh)	175	175	177	185	185
0-100kph (s)	14.3	11.6	11.6	13	13
Fuel consumption and emissions ⁽³⁾					
Certification cycle					
Combined fuel consumption (litres/100km)	7.1	7	7	7.2	7.2
CO ² emissions (g/km)	185	186	185	189	192
Steering					
Turning circle between kerbs (m)	short wheelbase: 12.4 - Long wheelbase: 13.8				
Turning circle between walls (m)	short wheelbase: 12.8 - Long wheelbase: 14.3				
Braking					
ABS with EBD (Electronic brake force distribution)	standard				
Front: ventilated disks - Rear: solid disks Ø / width (mm)	296/28 - 280/12				
Tyres					
Tyre/wheel size	standard : 205/65 R16 option : 215/60 R17"		standard : 215/65 R16 option : 215/60 R17"		

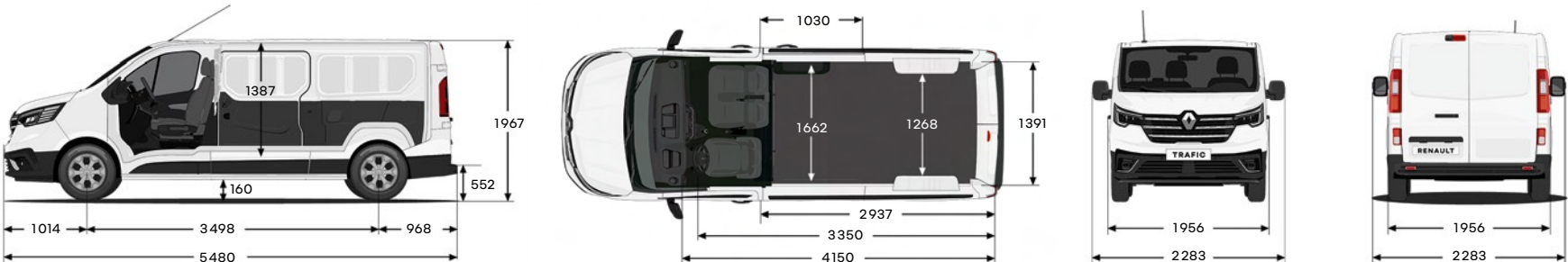
- = not available. (1) homologation in progress. The actual consumption of fuel and AdBlue depends on the conditions of use of the vehicle, the equipment, the driving style of the driver and the load. (2) an engine consumes oil for lubricating and cooling its moving parts. It is normal to top up the oil once or several times between two changes. (3) WLTP figures shown are for comparability purposes. Actual real-world driving results may vary depending on factors such as weather conditions, driving styles, vehicle load or any accessories fitted after registration. Depending on options fitted WLTP figures may differ. Please consult with local dealer or refer to www.business.renault.co.uk/configurator for more information. (4) WLTP (Worldwide harmonized Light vehicles Test procedures): this new protocol makes it possible to obtain results much closer to those observed during the daily trips carried out than the NEDC protocol.

dimensions

L1H1 Van



L2H1 Van

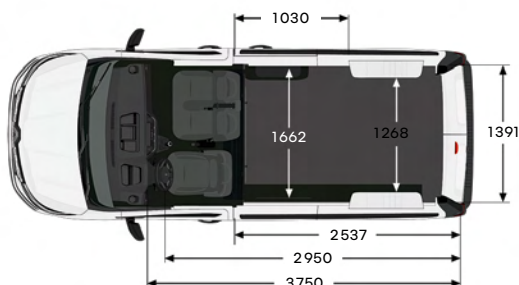
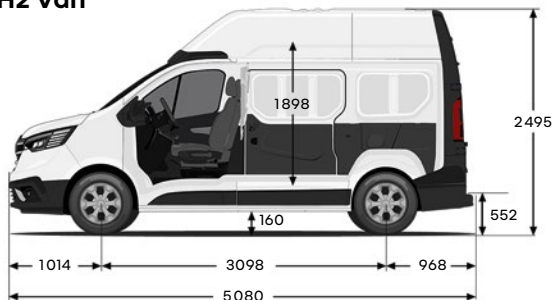


H1 Van dimensions (mm)	L1H1	L2H1
Maximum load volume (m³)	5,8	7,75
Exterior dimensions		
Overall length	5080	5480
Overall width with/without door mirrors	1956/2283	1956/2283
Overall height	1971	1967
Wheelbase length	3098	3498
Front overhang	1014	1014
Rear overhang	968	968
Loading area		
Width x length of the load-through facility	510 x 222	510 x 222
Loading length on floor	2537	2937
Loading length on floor (including load-through facility)	2950	3350
Loading length on floor (including load-through facility into footwell)	3750	4150
Loading length 400mm from the floor	tbc	2937
Loading area 1m from the floor	tbc	2650
Maximum loading area width	1662	1662
Width between wheel arches	1268	1268
Maximum loading area height	1387	1387
Sliding side door(s)		
Sliding side door entry width 600mm from the floor	907	907
Sliding side door entry 100mm from the floor	1030	1030
Sliding side door entry height	1284	1284

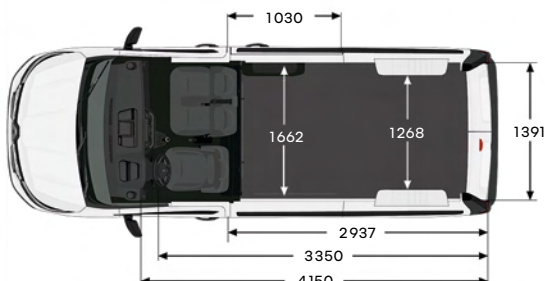
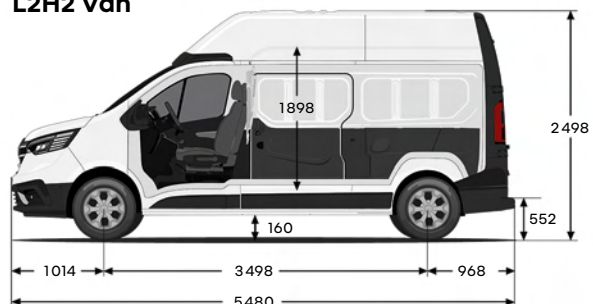
Dimensions H1 van (mm)	L1H1	L2H1
Rear door		
Entry width 70mm from the floor	1391	1391
Entry height	1320	1320
Loading sill	552	552
Ground clearance	160	160

H1 Van weights and loads (kg)		L1H1	L2H1
Version	SL28	SL30	LL30
Gross vehicle weight	2800	2900 - 3010	3010-3070
Kerb weight	1783 - 2066	1783 - 2066	1819 - 2102
Max payload	1017	1227	1251
Max load on front axle	1625	1625	1625
Max load on rear axle	1650	1650	1650
Max towable weight			
Braked/unbraked Manual	750/2 000 - 2 500	750/2 000 - 2 500	750/2 000 - 2 500
Max towable weight			
Braked/unbraked Auto EDC	750/1900	750/1690 - 1800	750/1630 - 1690

L1H2 Van



L2H2 Van



H2 Van dimensions (mm)

Maximum load volume (m³)

L1H2

L2H2

Exterior dimensions

Overall length

5080

5480

Overall width with/without door mirrors

1956/2283

1956/2283

Overall height

2495

2498

Wheelbase length

3098

3498

Front overhang

1014

1014

Rear overhang

968

968

Loading area

Width x length of the load-through facility

510 x 222

510 x 222

Loading length on floor

2537

2937

Loading length on floor (including load-through facility)

2950

3350

Loading length on floor (including load-through facility into footwell)

3750

4150

Loading length 400mm from the floor

2537

2937

Loading area 1m from the floor

2250

2650

Maximum loading area width

1662

1662

Width between wheel arches

1268

1268

Maximum loading area height

1898

1898

Sliding side door(s)

Sliding side door entry width 600mm from the floor

907

907

Sliding side door entry 100mm from the floor

1030

1030

Sliding side door entry height

1284

1284

Dimensions H2 van (mm)

Rear door

Entry width 70mm from the floor

1391

1391

Entry height

1820

1820

Loading sill

552

552

Ground clearance

160

160

H2 Van weights and loads (kg)

Version

L1H2

L2H2

Gross vehicle weight

SH30

LH30

Kerb weight

tbc

tbc

Max payload

tbc

tbc

Max load on front axle

1625

1625

Max load on rear axle

1650

1650

Max towable weight (Braked/unbraked Manual)

750/2500

750/2500

Renault PRO+, the specialist brand



You're the expert in your field and at Renault PRO+ we're here to guide you through ours. We're passionate about delivering products and services to move your business forward. So when you choose to partner with Renault PRO+ you can expect:

Specialist network

Renault PRO+ Centres have a dedicated commercial vehicle specialist. So whatever you're seeking advice on, there's always someone to help.

Business Commitment

Come rain or shine, we have a set of commitments in place to help maximise uptime and minimise downtime.

The future today - 100% electric

Renault PRO+ has been building, selling and maintaining electric vans since 2011. So when you're looking to make the switch, you know who to speak to.

A tailored approach

Your vehicles are as unique as your business. That's why we have a programme of conversions to deliver exactly the product you want. From 'off the shelf' conversions to a more bespoke approach. We'll guide you through.

Renault services

5 Year Warranty

Your vehicle is covered by a warranty package for up to 5 years from date of first registration (or 200,000KM whichever comes first). Your Renault Dealer is able to repair or replace without charge, parts that are found to have a material or assembly defect that is recognised by Renault. The paintwork warranty runs for 5 years and the anti-corrosion warranty for 12 years.

For Warranty Terms and Conditions please visit www.renault.ie/warranty

5 Years Renault Assistance

Should you need it, we'll provide emergency roadside repairs or tow you to the nearest Renault Dealer. This service is available 24 hours a day and is provided for 36 months from the date of first registration (200,000km or 5 years whichever comes first). Assistance is provided within the UK & Northern Ireland only at roadside, home and includes national recovery and onward travel. Assistance applies to mechanical or electrical defects which are covered by warranty.

For Renault Assistance and Terms and Conditions please visit www.renault.ie/assistance

LCV Service Plans & Extended Warranties

Renault's LCV Service Plans are the ultimate package to provide care free servicing for your new Renault LCV.

It really is the hassle free way to take care of your Renault and benefits from;

- Inflation Proof Servicing - You know exactly what you'll pay and there are no hidden costs
- Peace of Mind - No matter where life takes you, we'll be there in over 5000 workshops across Europe
- Renault Expertise & Quality - Our highly trained technicians know your Renault inside out

The Renault LCV Service Plan contains Renault services in-line with the manufacturer's service schedule, plus comes with a complimentary vehicle safety check to ensure your Renault is in the best condition possible.

Renault LCV Extended Warranty enhancements also available. Refer to the Price Guide for more details.

Service Intervals

40,000KM / 2 years

Renault Network Services


No-one is better placed than Renault to maintain, fit and repair your Renault, fast. The Renault Minute (maintenance and repair with no appointment necessary) and Renault Rapide Bodycare (bumper scuffs, dings and dents, windscreen, stone chips and interior repairs...) services deliver the highest level of repair and maintenance and offer a full year's guarantee on Original Renault Parts. And don't forget to have a look at our wide range of additional equipment and accessories!

Customer Relations

Renault knows the value of communicating with its customers and we have established effective ways to keep in touch with you. If, after speaking to your local Renault dealership, you are not completely satisfied, please contact the Renault Ireland Customer Relations Team on 1800 607 607† (Mon-Fri 8.00am to 6.00pm, Closed on Bank Holidays. Live Chat Mon-Fri 8.00am to 9.00pm). You can also visit our website www.renault.ie or write to us at: Renault Ireland, Hendrick House, NVD Complex, Browns Barn, Baldonnell, Co. Dublin, D24 KH76.

Finance options*

There are a wide variety of ways in which the purchase of a new vehicle can be financed. Renault Finance offers all of them, so whether you're a fleet buyer or private buyer, Renault Finance is ideally placed to tell you which plan or combination of plans best suits your needs and circumstances.



Configure your New Renault Traffic at www.renault.ie

Although every effort has been made to ensure that the information contained within this brochure is as accurate and up to date as possible, Renault Ireland reserves the right to modify its models without notice, including their characteristics, specifications, equipment and accessories. Brochures inevitably become out of date or inaccurate in some respects, in that such characteristics, specifications, equipment or accessories may be changed after the publication date given below and can differ from the descriptions given or the photos displayed. It is therefore necessary to check with your Renault dealer before purchasing any product that the characteristics, specifications, equipment or accessories of the vehicle on order are as advertised.

Publicis - photo credits: M. Hanisch, Prodigious, © Renault Marketing 3D-Commerce, RCD, Pagécran - online only - November 2021.

Renault recommends 

    renault.ie